


L-ES Series



EaSy Door™

Doors are ideally suited for new installations or for remodeling in masonry, tile, wood or other wall and ceiling surfaces. Door features rounded safety corners.

Door and Frame are fabricated from 20 gauge, galvanized steel with a prime coat white finish.

Frame is one piece construction, 1" wide and provides perfect concealment of the rough wall opening. Wall frame is provided with bend down tabs and 1/4" mounting holes allowing faster installation.

Concealed Pivoting Rod Hinge prevents distortion and closes door squarely.

Latch is screwdriver operated.

Finish is a prime coat white.

Guide Specification

Provide Larsen's® L-ES Series, EaSy Doors™ (Specify model number and options.) Access door and frame shall be fabricated from 20 gauge, galvanized steel with a prime coat white finish. The door shall have rounded safety corners and a concealed pivoting rod hinge. Frame shall be one piece construction with no mitres or welds on the face. Frame also includes mounting holes and bend down tabs with concealed hinge. Latch shall be screwdriver operated. Finish shall be a prime coat white.



Member of U.S. Green
Building Council

L-ES

Revised: 04/04/2019




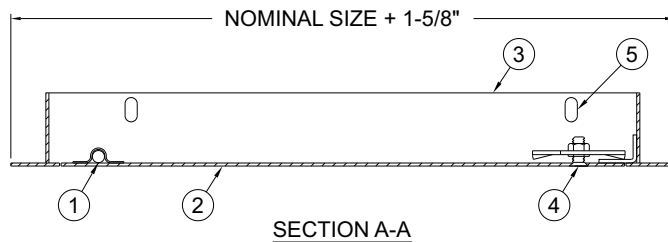
STANDARD AVAILABLE SIZES

Special sizes available upon request.

NOMINAL DOOR SIZE (W X H)

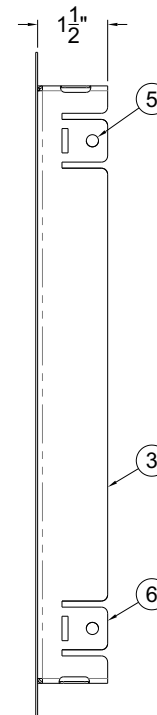
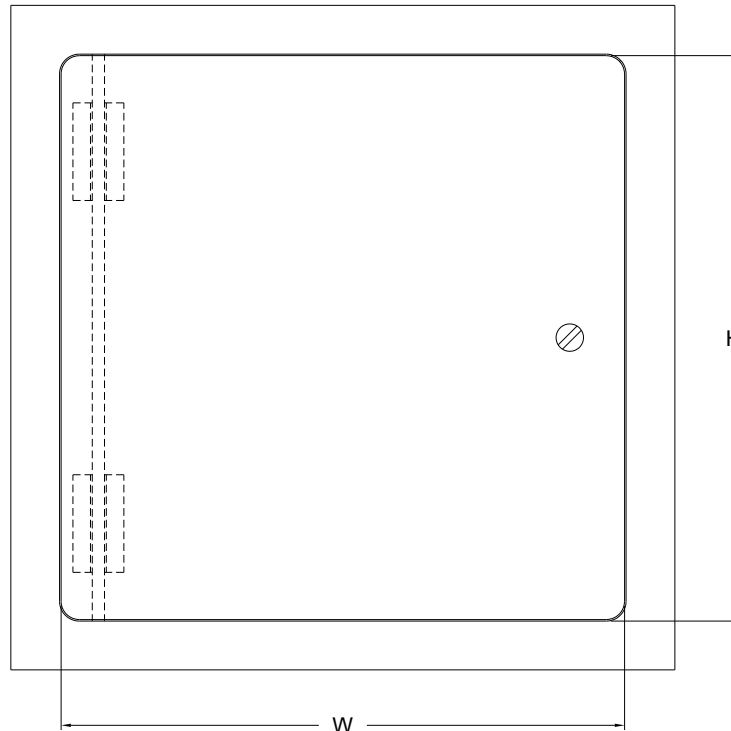
INCHES	WALL OPENING	LATCHES	LBS.
L-ES 6" x 6"	6-1/2" x 6-1/2"	1	1 lbs.
L-ES 8" x 8"	8-1/2" x 8-1/2"	1	2 lbs.
L-ES 10" x 10"	10-1/2" x 10-1/2"	1	2 lbs.
L-ES 12" x 12"	12-1/2" x 12-1/2"	1	3 lbs.
L-ES 14" x 14"	14-1/2" x 14-1/2"	1	4 lbs.
L-ES 16" x 16"	16-1/2" x 16-1/2"	1	5 lbs.
L-ES 18" x 18"	18-1/2" x 18-1/2"	3	6 lbs.
L-ES 20" x 20"	20-1/2" x 20-1/2"	3	7 lbs.
L-ES 22" x 22"	22-1/2" x 22-1/2"	3	8 lbs.
L-ES 24" x 24"	24-1/2" x 24-1/2"	3	8 lbs.

 FYI: Larger fixture sizes above 14" x 14" DO NOT rely on bent tabs only.



NOTES:

1. CONCEALED PIVOTING ROD HINGE
2. DOOR
3. FRAME
4. SCREWDRIVER OPERATED LATCH
5. MOUNTING HOLES
6. BEND DOWN TABS (4) PLACES



 **WARNING:** Cancer and Reproductive Harm - www.P65Warnings.ca.gov

Call Larsen's Manufacturing Co. for current listings and approvals. Dimensions are subject to manufacturer's tolerance and may change without notice. Larsen's assumes no responsibility for use of void or superceded data. © Copyright Larsen's Manufacturing Co.®, Member of Morris Group International® Please visit www.larsensmfg.com for most current specifications.

SELECTION SUMMARY & APPROVAL FOR MANUFACTURING

Model Number & Options _____	Quantity _____
Company _____	Date _____
Contact _____	Title _____
Approval for Manufacturing/Signature _____	

L-ES

Revised: 04/04/2019